


# Peru State College


## Strategic Plan Values Survey: Students Overall

Level: Peru State College

1 - 1. Which of our current values most informs our daily behavior, communication, decision making, and leadership at PSC now? Please select one.


Response Option	Weight	Frequency	Percent	Percent Responses	Means
Engagement	(1)	73	78.49%		
Inquiry	(2)	12	12.9%		
Discovery	(3)	5	5.38%		
Innovation	(4)	3	3.23%		
				0 25 50 75 100	
Return Rate					
93/1857 (5.01%)					

2 - 2. Which of our current values least informs our daily behavior, communication, decision making, and leadership at PSC now? Please select one.

Response Option	Weight	Frequency	Percent	Percent Responses	Means
Engagement	(1)	1	1.11%		
Inquiry	(2)	20	22.22%		
Discovery	(3)	34	37.78%		
Innovation	(4)	35	38.89%		
				0 50 75 100	
Return Rate					
90/1857 (4.85%)					


3 - 3. Please rate our values from one (1) to five (5) with five being the most useful in informing our work and one being the least useful:

### Engagement

Response Option	Weight	Frequency	Percent	Percent Responses	Means
5	(5)	62	68.13%		4.56
4	(4)	21	23.08%		
3	(3)	6	6.59%		
2	(2)	1	1.1%		
1	(1)	1	1.1%		
				0 25 50 75 100	Course
Return Rate	Mean	STD	Median		
91/1857 (4.9%)	4.56	0.76	5.00		

3 - 3. Please rate our values from one (1) to five (5) with five being the most useful in informing our work and one being the least useful:

### Inquiry

Response Option	Weight	Frequency	Percent	Percent Responses	Means
5	(5)	17	18.68%		3.67
4	(4)	38	41.76%		
3	(3)	26	28.57%		
2	(2)	9	9.89%		
1	(1)	1	1.1%		
				0 25 50 75 100	Course
Return Rate	Mean	STD	Median		
91/1857 (4.9%)	3.67	0.93	4.00		

# Peru

## Strategic Plan Values Survey (PSC Student)

Level: Peru State College

3 - 3. Please rate our values from one (1) to five (5) with five being the most useful in informing our work and one being the least useful:

### Discovery

Response Option	Weight	Frequency	Percent	Percent Responses	Means
5	(5)	18	20%	<div><div></div></div>	3.42
4	(4)	24	26.67%	<div><div></div></div>	
3	(3)	30	33.33%	<div><div></div></div>	
2	(2)	14	15.56%	<div><div></div></div>	
1	(1)	4	4.44%	<div><div></div></div>	
				0 25 50 75 100	Course
Return Rate	Mean	STD	Median		
90/1857 (4.85%)	3.42	1.11	3.00		

3 - 3. Please rate our values from one (1) to five (5) with five being the most useful in informing our work and one being the least useful:

### Innovation

Response Option	Weight	Frequency	Percent	Percent Responses	Means
5	(5)	15	16.67%	<div><div></div></div>	3.36
4	(4)	34	37.78%	<div><div></div></div>	
3	(3)	16	17.78%	<div><div></div></div>	
2	(2)	18	20%	<div><div></div></div>	
1	(1)	7	7.78%	<div><div></div></div>	
				0 25 50 75 100	Course
Return Rate	Mean	STD	Median		
90/1857 (4.85%)	3.36	1.20	4.00		

4 - 4. Do you believe new values need to be included in our next strategic plan to best guide the institution in the future?

Response Option	Weight	Frequency	Percent	Percent Responses	Means
YES	(1)	20	21.98%	<div><div></div></div>	
NO	(2)	11	12.09%	<div><div></div></div>	
UNSURE	(3)	60	65.93%	<div><div></div></div>	
				0 25 50 75 100	
Return Rate	Mean	STD	Median		
91/1857 (4.9%)					

5 - Suggested Value 1: As we look to the future, what values, not included above, would better guide our institution? You may add any number of values or choose to leave this blank.

- Inclusion, excitement
- Community
- Student emergency incidents.
- Support
- Connection
- Integrity
- Leadership
- Engagement innovation
- Inclusion
- Integrity
- I don't know. So I'll leave this blank.
- I'm not sure what other values should be added.
- cognizant

## Peru

### Strategic Plan Values Survey (PSC Student)

Level: Peru State College

#### 6 - Comments for suggested Value 1: (Specific value being commented on in bold)

- I'm not sure what the exact word is but
- **Community:** Yes we want to learn and better the students, but it must never leave our attention that here at PSC, we want to have a great, strong community with both the students and faculty. In my opinion, what really sells a college is the community that is to be had there, both with the relationships made here and with keeping everything up to date and in working order. When students make those connections and have the ease of not having to worry about stuff breaking down on them or not working at all, they will have a better time at college. Also, if they can feel at home and safe at the college they tend, that goes great lengths to help them better appreciate the college and want to be there.
- **Student emergency incidents.:** This is where if an emergency comes up unexpected and they are unable to attend classes due to medical reasons. Give the students time to make up the class time missed online and in classroom. Rather than giving them a F because they couldn't get the work in on time and didn't have the chance to correct things that were turned into the teacher. Emergencies happen and need to be accommodated to help the students and feel like they were given a chance and not like a failure.
- **Connection:** The connection between student and professor, prof/prof, student/student
- **Integrity:** Nothing runs smoothly without great people behind it, so an adherence to having integrity inside and outside of work would be highly beneficial to everyone on campus.
- **Leadership:** We spoke about how students need to take charge of their own lives. Encouraging leadership could improve this.
- **Integrity:** I am not an on-campus student and often I wish I was. I read the emails which come through and browse the site often. There is a huge emphasis on "family" and being a team. Teaching people to grow and learn. In each class I have taken online - there is always a strong position of integrity. In my opinion integrity is a huge part of who Peru students are.
- **cognizant:** Being more aware of the student needs and taking purposeful steps to achieving them. Being intentional and transparent in the moves that administration takes.

#### 7 - Suggested Value 2:

- Quality and Continuous Improvement
- Collaboration

#### 8 - Comments for suggested Value 2: (Specific value being commented on in bold)

- **Quality and Continuous Improvement:** If something's not getting better, it's getting worse. So a commitment to provide high-quality education and to always be striving for greater successes should be an essential aspect of our values at PSC.
- **Collaboration:** for a lot of the same reasons as the last, Peru State fosters collaboration with on-campus students, on-line students - and merging them in many classes with team projects. As a working individual for the last 30 years, collaboration is essential in the work environment.

#### 9 - Suggested Value 3:

- Accountability

#### 10 - Comments for suggested Value 3: (Specific value being commented on in bold)

- **Accountability:** Along the lines of integrity, taking responsibility when we do not do our best, turn work in on time, do not perform well in a team.

#### 11 - Suggested Value 4:

- Safety

#### 12 - Comments for suggested Value 4: (Specific value being commented on in bold)

- **Safety:** In light of the recent events in Peru, Safety is important not only with students and staff, but also in the community.