



2020 Nebraska Third Year Teacher Survey

Peru State College

Introduction

The Nebraska Department of Education (NDE) administered the Nebraska Third Year Teacher Survey from early February to late February 2020. This year marks the third successful implementation of the survey, with the survey being sent to principals for the third time and third year teachers for the second. Surveys were distributed to the principals of third year teachers, and to the third year teachers themselves, who completed their preparation programs at 15 preparation institutions in the state. The participating institutions are as follows:

1. Chadron State College
2. College of Saint Mary
3. Concordia University
4. Creighton University
5. Doane University
6. Hastings College
7. Midland University
8. Nebraska Wesleyan University
9. Peru State College
10. Union College
11. University of Nebraska at Kearney
12. University of Nebraska at Lincoln
13. University of Nebraska at Omaha
14. Wayne State College
15. York College

Evaluation standard indicators are based on the Council of Chief State School Officers (CCSSO) Interstate Teacher Assessment and Support Consortium (InTASC) Model Core Teaching Standards, which are recognized as indicators of teacher quality (https://ccsso.org/sites/default/files/2017-12/2013_INTASC_Learning_Progressions_for_Teachers.pdf). The purpose of the survey is to provide Nebraska educator preparation institutions with information about the effectiveness of 3rd year teachers prepared by their institution. For a list of indicators, please see the Results section below.

Method

A list of teachers was compiled based on those who were completing their 3rd full year of teaching in the 2019-2020 school year, regardless of where teaching had taken place previously, on a Nebraska teaching certification. These teachers were from one of the (15) participating institution's teacher

preparation programs. The data for this list came from the Nebraska Student and Staff Record System (NSSRS) and the Nebraska Teacher Certification Database. If a teacher had assignments at multiple schools, the survey was sent to the principal and the teacher at the school where the majority of the teacher's full-time equivalency (FTE) was assigned. The survey was developed using the Qualtrics application and distributed electronically via email. Pre-notification of the survey was sent out on January 30th to Human Resource staff, institutions, principals, and teachers. The survey email invitation was also sent out on February 4th with subsequent email reminders sent on February 13th, February 20th, and February 24th. The survey finally closed on February 28th. In total, 607 surveys were distributed to principals and 456 were returned, resulting in a response rate of 75.12%. For teachers, 607 surveys were also distributed and 358 were returned, resulting in a response rate of 58.98%. For Peru State College specifically, 19 surveys were distributed to both principals and teachers; 15 were returned by principals, for a response rate of 78.95%, and 11 were also returned by teachers, for a response rate of 57.89%.

Respondents were asked to rate the extent to which the third year teacher was effectively prepared for their school assignment on various indicators. These indicators were based on the degree to which the teacher meets the expectations: Advanced, Proficient, Developing, or Below Standard. Both principals and teachers were asked to rate the teacher's impact on student learning, and to provide comments for informing the institution's continuous improvement efforts toward preparing classroom-ready teachers." Besides that, principals were also asked if they considered the teacher effectively prepared for continuing employment in their districts. Teachers, on the other hand, were asked if they were prepared to be an effective third year teacher.

Results

The survey results are displayed below in several figures. Figure 1 displays the standard indicators used in the survey that both principals and teachers answered with the Advanced, Proficient, Developing, or Below Standard response options. Figures 2 and 3 illustrates the average responses per standard indicators for both principals and teachers and disaggregated by endorsement types. In Figures 4 through 7, the response options for both principals and teachers are given a numerical value (3=Advanced, 2= Proficient, 1=Developing, 0=Below Standard), summed by Indicator category, and then averaged. Figures 8 through 11 display the results of the questions concerning the impact on student learning, continued employment (for principals), and preparedness (for teachers). 90.90% of third year teachers believed they were prepared to be an effective 3rd-year teacher.

Figure 1. Survey Standards

<p>Standard 1: Learner Development</p> <p>Standard 1.1 Use knowledge of students and their development and adjust teaching to facilitate learning.</p> <p>Standard 1.2 Build on student strengths to facilitate learning.</p>
<p>Standard 2: Learning Differences</p> <p>Standard 2.1 Identify differentiation in student.</p> <p>Standard 2.2 Respond to differentiation in student needs with individualized instruction and varied learning experiences.</p> <p>Standard 2.3 Bring multiple perspectives and cultural resource to content and discussions.</p>
<p>Standard 3: Learning Environments</p> <p>Standard 3.1 Promote a positive classroom environment.</p> <p>Standard 3.2 Use and communicate clear task and behavioral expectations to support an environment of learning.</p>
<p>Standard 4: Content Knowledge</p> <p>Standard 4.1 Use and communicate content knowledge.</p> <p>Standard 4.2 Use academic vocabulary and grammar.</p> <p>Standard 4.3 Provide opportunities for students to demonstrate their content knowledge.</p>
<p>Standard 5: Application of Content</p> <p>Standard 5.1 Help students link concepts and engage in critical thinking.</p> <p>Standard 5.2 Engage students in the development of literacy and communication skills.</p>
<p>Standard 6: Assessment</p> <p>Standard 6.1 Match instructions and assessments to learning objectives.</p> <p>Standard 6.2 Use formative and summative classroom assessments that facilitate learning.</p> <p>Standard 6.3 Amend instructional strategies and adapt interventions as needed.</p> <p>Standard 6.4 Provide differentiated instruction and assessments that positively impact learning.</p>
<p>Standard 7: Planning for Instruction</p> <p>Standard 7.1 Plan sequenced learning experiences and performance tasks linked to learning objectives.</p> <p>Standard 7.2 Plan and implement multiple ways for students to demonstrate their knowledge and skills.</p>
<p>Standard 8: Instructional Strategies</p> <p>Standard 8.1 Incorporate digital tools and technologies into instruction.</p> <p>Standard 8.2 Use evidence-based strategies to support critical thinking and content learning.</p> <p>Standard 8.3 Organized and manage the learning environment to maximize student engagement.</p>

Standard 9: Professional Learning and Ethical Practice

Standard 9.1 Invite constructive feedback and respond positively.

Standard 9.2 Set and implement goals to improve practice.

Standard 10: Leadership and Collaboration

Standard 10.1 Communicate professionally – oral, written, and electronic

Standard 10.2 Respond to people, problems and crises effectively

Figure 2. Survey Responses by Endorsement Type (Principals)

PERU STATE COLLEGE										
	Endorsement Type	Advanced		Proficient		Developing		Below Standard		Grand Total
		N	%	N	%	N	%	N	%	N
Standard 1.1	Content Endorsements	0	0.00%	4	100.00%	0	0.00%	0	0.00%	4
	Early Childhood	0	0.00%	1	100.00%	0	0.00%	0	0.00%	1
	Elementary	1	12.50%	5	62.50%	2	25.00%	0	0.00%	8
	Middle Grades	0	0.00%	0	0.00%	0	0.00%	0	0.00%	0
	Special Education	2	100.00%	0	0.00%	0	0.00%	0	0.00%	2
	Total	3	20.00%	10	66.67%	2	13.33%	0	0.00%	15
Standard 1.2	Content Endorsements	0	0.00%	4	100.00%	0	0.00%	0	0.00%	4
	Early Childhood	0	0.00%	1	100.00%	0	0.00%	0	0.00%	1
	Elementary	3	37.50%	3	37.50%	2	25.00%	0	0.00%	8
	Middle Grades	0	0.00%	0	0.00%	0	0.00%	0	0.00%	0
	Special Education	2	100.00%	0	0.00%	0	0.00%	0	0.00%	2
	Total	5	33.33%	8	53.33%	2	13.33%	0	0.00%	15
Standard 2.1	Content Endorsements	1	25.00%	3	75.00%	0	0.00%	0	0.00%	4
	Early Childhood	0	0.00%	1	100.00%	0	0.00%	0	0.00%	1
	Elementary	1	12.50%	5	62.50%	2	25.00%	0	0.00%	8
	Middle Grades	0	0.00%	0	0.00%	0	0.00%	0	0.00%	0
	Special Education	2	100.00%	0	0.00%	0	0.00%	0	0.00%	2
	Total	4	26.67%	9	60.00%	2	13.33%	0	0.00%	15
Standard 2.2	Content Endorsements	1	25.00%	3	75.00%	0	0.00%	0	0.00%	4
	Early Childhood	0	0.00%	1	100.00%	0	0.00%	0	0.00%	1
	Elementary	1	12.50%	5	62.50%	2	25.00%	0	0.00%	8
	Middle Grades	0	0.00%	0	0.00%	0	0.00%	0	0.00%	0
	Special Education	2	100.00%	0	0.00%	0	0.00%	0	0.00%	2
	Total	4	26.67%	9	60.00%	2	13.33%	0	0.00%	15
Standard 2.3	Content Endorsements	0	0.00%	4	100.00%	0	0.00%	0	0.00%	4
	Early Childhood	0	0.00%	0	0.00%	1	100.00%	0	0.00%	1
	Elementary	1	12.50%	5	62.50%	2	25.00%	0	0.00%	8
	Middle Grades	0	0.00%	0	0.00%	0	0.00%	0	0.00%	0
	Special Education	2	100.00%	0	0.00%	0	0.00%	0	0.00%	2
	Total	3	20.00%	9	60.00%	3	20.00%	0	0.00%	15

PERU STATE COLLEGE										
	Endorsement Type	Advanced		Proficient		Developing		Below Standard		Grand Total
		N	%	N	%	N	%	N	%	N
Standard 3.1	Content Endorsements	2	50.00%	1	25.00%	1	25.00%	0	0.00%	4
	Early Childhood	0	0.00%	1	100.00%	0	0.00%	0	0.00%	1
	Elementary	6	75.00%	1	12.50%	1	12.50%	0	0.00%	8
	Middle Grades	0	0.00%	0	0.00%	0	0.00%	0	0.00%	0
	Special Education	2	100.00%	0	0.00%	0	0.00%	0	0.00%	2
	Total	10	66.67%	3	20.00%	2	13.33%	0	0.00%	15
Standard 3.2	Content Endorsements	1	25.00%	2	50.00%	1	25.00%	0	0.00%	4
	Early Childhood	0	0.00%	1	100.00%	0	0.00%	0	0.00%	1
	Elementary	4	50.00%	3	37.50%	1	12.50%	0	0.00%	8
	Middle Grades	0	0.00%	0	0.00%	0	0.00%	0	0.00%	0
	Special Education	2	100.00%	0	0.00%	0	0.00%	0	0.00%	2
	Total	7	46.67%	6	40.00%	2	13.33%	0	0.00%	15
Standard 4.1	Content Endorsements	0	0.00%	4	100.00%	0	0.00%	0	0.00%	4
	Early Childhood	0	0.00%	1	100.00%	0	0.00%	0	0.00%	1
	Elementary	1	12.50%	6	75.00%	1	12.50%	0	0.00%	8
	Middle Grades	0	0.00%	0	0.00%	0	0.00%	0	0.00%	0
	Special Education	1	50.00%	1	50.00%	0	0.00%	0	0.00%	2
	Total	2	13.33%	12	80.00%	1	6.67%	0	0.00%	15
Standard 4.2	Content Endorsements	0	0.00%	4	100.00%	0	0.00%	0	0.00%	4
	Early Childhood	0	0.00%	1	100.00%	0	0.00%	0	0.00%	1
	Elementary	1	12.50%	6	75.00%	1	12.50%	0	0.00%	8
	Middle Grades	0	0.00%	0	0.00%	0	0.00%	0	0.00%	0
	Special Education	1	50.00%	1	50.00%	0	0.00%	0	0.00%	2
	Total	2	13.33%	12	80.00%	1	6.67%	0	0.00%	15
Standard 4.3	Content Endorsements	0	0.00%	4	100.00%	0	0.00%	0	0.00%	4
	Early Childhood	0	0.00%	1	100.00%	0	0.00%	0	0.00%	1
	Elementary	1	12.50%	6	75.00%	1	12.50%	0	0.00%	8
	Middle Grades	0	0.00%	0	0.00%	0	0.00%	0	0.00%	0
	Special Education	1	50.00%	1	50.00%	0	0.00%	0	0.00%	2
	Total	2	13.33%	12	80.00%	1	6.67%	0	0.00%	15
Standard 5.1	Content Endorsements	0	0.00%	4	100.00%	0	0.00%	0	0.00%	4
	Early Childhood	0	0.00%	1	100.00%	0	0.00%	0	0.00%	1

PERU STATE COLLEGE										
	Endorsement Type	Advanced		Proficient		Developing		Below Standard		Grand Total
		N	%	N	%	N	%	N	%	N
	Elementary	1	12.50%	4	50.00%	3	37.50%	0	0.00%	8
	Middle Grades	0	0.00%	0	0.00%	0	0.00%	0	0.00%	0
	Special Education	1	50.00%	1	50.00%	0	0.00%	0	0.00%	2
	Total	2	13.33%	10	66.67%	3	20.00%	0	0.00%	15
Standard 5.2	Content Endorsements	0	0.00%	4	100.00%	0	0.00%	0	0.00%	4
	Early Childhood	0	0.00%	1	100.00%	0	0.00%	0	0.00%	1
	Elementary	1	12.50%	6	75.00%	1	12.50%	0	0.00%	8
	Middle Grades	0	0.00%	0	0.00%	0	0.00%	0	0.00%	0
	Special Education	1	50.00%	1	50.00%	0	0.00%	0	0.00%	2
	Total	2	13.33%	12	80.00%	1	6.67%	0	0.00%	15
Standard 6.1	Content Endorsements	0	0.00%	3	75.00%	1	25.00%	0	0.00%	4
	Early Childhood	0	0.00%	1	100.00%	0	0.00%	0	0.00%	1
	Elementary	1	12.50%	4	50.00%	3	37.50%	0	0.00%	8
	Middle Grades	0	0.00%	0	0.00%	0	0.00%	0	0.00%	0
	Special Education	1	50.00%	1	50.00%	0	0.00%	0	0.00%	2
	Total	2	13.33%	9	60.00%	4	26.67%	0	0.00%	15
Standard 6.2	Content Endorsements	0	0.00%	4	100.00%	0	0.00%	0	0.00%	4
	Early Childhood	0	0.00%	1	100.00%	0	0.00%	0	0.00%	1
	Elementary	1	12.50%	5	62.50%	2	25.00%	0	0.00%	8
	Middle Grades	0	0.00%	0	0.00%	0	0.00%	0	0.00%	0
	Special Education	1	50.00%	1	50.00%	0	0.00%	0	0.00%	2
	Total	2	13.33%	11	73.33%	2	13.33%	0	0.00%	15
Standard 6.3	Content Endorsements	0	0.00%	4	100.00%	0	0.00%	0	0.00%	4
	Early Childhood	0	0.00%	1	100.00%	0	0.00%	0	0.00%	1
	Elementary	1	12.50%	5	62.50%	2	25.00%	0	0.00%	8
	Middle Grades	0	0.00%	0	0.00%	0	0.00%	0	0.00%	0
	Special Education	1	50.00%	1	50.00%	0	0.00%	0	0.00%	2
	Total	2	13.33%	11	73.33%	2	13.33%	0	0.00%	15
Standard 6.4	Content Endorsements	0	0.00%	4	100.00%	0	0.00%	0	0.00%	4
	Early Childhood	0	0.00%	1	100.00%	0	0.00%	0	0.00%	1
	Elementary	2	25.00%	4	50.00%	2	25.00%	0	0.00%	8
	Middle Grades	0	0.00%	0	0.00%	0	0.00%	0	0.00%	0

PERU STATE COLLEGE										
	Endorsement Type	Advanced		Proficient		Developing		Below Standard		Grand Total
		N	%	N	%	N	%	N	%	N
	Special Education	2	100.00%	0	0.00%	0	0.00%	0	0.00%	2
	Total	4	26.67%	9	60.00%	2	13.33%	0	0.00%	15
Standard 7.1	Content Endorsements	0	0.00%	4	100.00%	0	0.00%	0	0.00%	4
	Early Childhood	0	0.00%	1	100.00%	0	0.00%	0	0.00%	1
	Elementary	2	25.00%	5	62.50%	1	12.50%	0	0.00%	8
	Middle Grades	0	0.00%	0	0.00%	0	0.00%	0	0.00%	0
	Special Education	2	100.00%	0	0.00%	0	0.00%	0	0.00%	2
	Total	4	26.67%	10	66.67%	1	6.67%	0	0.00%	15
Standard 7.2	Content Endorsements	0	0.00%	3	75.00%	1	25.00%	0	0.00%	4
	Early Childhood	0	0.00%	0	0.00%	1	100.00%	0	0.00%	1
	Elementary	2	25.00%	6	75.00%	0	0.00%	0	0.00%	8
	Middle Grades	0	0.00%	0	0.00%	0	0.00%	0	0.00%	0
	Special Education	2	100.00%	0	0.00%	0	0.00%	0	0.00%	2
	Total	4	26.67%	9	60.00%	2	13.33%	0	0.00%	15
Standard 8.1	Content Endorsements	1	25.00%	2	50.00%	1	25.00%	0	0.00%	4
	Early Childhood	0	0.00%	1	100.00%	0	0.00%	0	0.00%	1
	Elementary	1	12.50%	5	62.50%	2	25.00%	0	0.00%	8
	Middle Grades	0	0.00%	0	0.00%	0	0.00%	0	0.00%	0
	Special Education	0	0.00%	2	100.00%	0	0.00%	0	0.00%	2
	Total	2	13.33%	10	66.67%	3	20.00%	0	0.00%	15
Standard 8.2	Content Endorsements	0	0.00%	3	75.00%	1	25.00%	0	0.00%	4
	Early Childhood	0	0.00%	1	100.00%	0	0.00%	0	0.00%	1
	Elementary	1	12.50%	5	62.50%	2	25.00%	0	0.00%	8
	Middle Grades	0	0.00%	0	0.00%	0	0.00%	0	0.00%	0
	Special Education	2	100.00%	0	0.00%	0	0.00%	0	0.00%	2
	Total	3	20.00%	9	60.00%	3	20.00%	0	0.00%	15
Standard 8.3	Content Endorsements	0	0.00%	3	75.00%	1	25.00%	0	0.00%	4
	Early Childhood	0	0.00%	1	100.00%	0	0.00%	0	0.00%	1
	Elementary	1	12.50%	4	50.00%	2	25.00%	1	12.50%	8
	Middle Grades	0	0.00%	0	0.00%	0	0.00%	0	0.00%	0
	Special Education	2	100.00%	0	0.00%	0	0.00%	0	0.00%	2
	Total	3	20.00%	8	53.33%	3	20.00%	1	6.67%	15

PERU STATE COLLEGE										
	Endorsement Type	Advanced		Proficient		Developing		Below Standard		Grand Total
		N	%	N	%	N	%	N	%	N
Standard 9.1	Content Endorsements	1	25.00%	3	75.00%	0	0.00%	0	0.00%	4
	Early Childhood	0	0.00%	1	100.00%	0	0.00%	0	0.00%	1
	Elementary	3	37.50%	4	50.00%	1	12.50%	0	0.00%	8
	Middle Grades	0	0.00%	0	0.00%	0	0.00%	0	0.00%	0
	Special Education	1	50.00%	1	50.00%	0	0.00%	0	0.00%	2
	Total	5	33.33%	9	60.00%	1	6.67%	0	0.00%	15
Standard 9.2	Content Endorsements	1	25.00%	3	75.00%	0	0.00%	0	0.00%	4
	Early Childhood	0	0.00%	1	100.00%	0	0.00%	0	0.00%	1
	Elementary	2	25.00%	4	50.00%	2	25.00%	0	0.00%	8
	Middle Grades	0	0.00%	0	0.00%	0	0.00%	0	0.00%	0
	Special Education	1	50.00%	1	50.00%	0	0.00%	0	0.00%	2
	Total	4	26.67%	9	60.00%	2	13.33%	0	0.00%	15
Standard 10.1	Content Endorsements	1	25.00%	3	75.00%	0	0.00%	0	0.00%	4
	Early Childhood	0	0.00%	1	100.00%	0	0.00%	0	0.00%	1
	Elementary	3	37.50%	4	50.00%	1	12.50%	0	0.00%	8
	Middle Grades	0	0.00%	0	0.00%	0	0.00%	0	0.00%	0
	Special Education	2	100.00%	0	0.00%	0	0.00%	0	0.00%	2
	Total	6	40.00%	8	53.33%	1	6.67%	0	0.00%	15
Standard 10.2	Content Endorsements	1	25.00%	3	75.00%	0	0.00%	0	0.00%	4
	Early Childhood	0	0.00%	1	100.00%	0	0.00%	0	0.00%	1
	Elementary	3	37.50%	4	50.00%	1	12.50%	0	0.00%	8
	Middle Grades	0	0.00%	0	0.00%	0	0.00%	0	0.00%	0
	Special Education	2	100.00%	0	0.00%	0	0.00%	0	0.00%	2
	Total	6	40.00%	8	53.33%	1	6.67%	0	0.00%	15

Figure 3. Survey Responses by Endorsement Type (Teachers)

PERU STATE COLLEGE										
	Endorsement Type	Advanced		Proficient		Developing		Below Standard		Grand Total
		N	%	N	%	N	%	N	%	N
Standard 1.1	Content Endorsements	0	0.00%	3	75.00%	1	25.00%	0	0.00%	4
	Early Childhood	1	100.00%	0	0.00%	0	0.00%	0	0.00%	1
	Elementary	1	25.00%	3	75.00%	0	0.00%	0	0.00%	4
	Middle Grades	0	0.00%	0	0.00%	0	0.00%	0	0.00%	0
	Special Education	0	0.00%	2	100.00%	0	0.00%	0	0.00%	2
	Total	2	18.18%	8	72.73%	1	9.09%	0	0.00%	11
Standard 1.2	Content Endorsements	1	25.00%	3	75.00%	0	0.00%	0	0.00%	4
	Early Childhood	1	100.00%	0	0.00%	0	0.00%	0	0.00%	1
	Elementary	1	25.00%	2	50.00%	1	25.00%	0	0.00%	4
	Middle Grades	0	0.00%	0	0.00%	0	0.00%	0	0.00%	0
	Special Education	0	0.00%	2	100.00%	0	0.00%	0	0.00%	2
	Total	3	27.27%	7	63.64%	1	9.09%	0	0.00%	11
Standard 2.1	Content Endorsements	1	25.00%	3	75.00%	0	0.00%	0	0.00%	4
	Early Childhood	1	100.00%	0	0.00%	0	0.00%	0	0.00%	1
	Elementary	1	25.00%	0	0.00%	3	75.00%	0	0.00%	4
	Middle Grades	0	0.00%	0	0.00%	0	0.00%	0	0.00%	0
	Special Education	0	0.00%	2	100.00%	0	0.00%	0	0.00%	2
	Total	3	27.27%	5	45.45%	3	27.27%	0	0.00%	11
Standard 2.2	Content Endorsements	1	25.00%	3	75.00%	0	0.00%	0	0.00%	4
	Early Childhood	1	100.00%	0	0.00%	0	0.00%	0	0.00%	1
	Elementary	1	25.00%	2	50.00%	1	25.00%	0	0.00%	4
	Middle Grades	0	0.00%	0	0.00%	0	0.00%	0	0.00%	0
	Special Education	1	50.00%	1	50.00%	0	0.00%	0	0.00%	2
	Total	4	36.36%	6	54.55%	1	9.09%	0	0.00%	11
Standard 2.3	Content Endorsements	1	25.00%	2	50.00%	1	25.00%	0	0.00%	4
	Early Childhood	0	0.00%	1	100.00%	0	0.00%	0	0.00%	1
	Elementary	1	25.00%	0	0.00%	3	75.00%	0	0.00%	4
	Middle Grades	0	0.00%	0	0.00%	0	0.00%	0	0.00%	0
	Special Education	0	0.00%	2	100.00%	0	0.00%	0	0.00%	2
	Total	2	18.18%	5	45.45%	4	36.36%	0	0.00%	11

PERU STATE COLLEGE										
	Endorsement Type	Advanced		Proficient		Developing		Below Standard		Grand Total
		N	%	N	%	N	%	N	%	N
Standard 3.1	Content Endorsements	2	50.00%	2	50.00%	0	0.00%	0	0.00%	4
	Early Childhood	1	100.00%	0	0.00%	0	0.00%	0	0.00%	1
	Elementary	4	100.00%	0	0.00%	0	0.00%	0	0.00%	4
	Middle Grades	0	0.00%	0	0.00%	0	0.00%	0	0.00%	0
	Special Education	2	100.00%	0	0.00%	0	0.00%	0	0.00%	2
	Total	9	81.82%	2	18.18%	0	0.00%	0	0.00%	11
Standard 3.2	Content Endorsements	3	75.00%	1	25.00%	0	0.00%	0	0.00%	4
	Early Childhood	1	100.00%	0	0.00%	0	0.00%	0	0.00%	1
	Elementary	3	75.00%	1	25.00%	0	0.00%	0	0.00%	4
	Middle Grades	0	0.00%	0	0.00%	0	0.00%	0	0.00%	0
	Special Education	1	50.00%	1	50.00%	0	0.00%	0	0.00%	2
	Total	8	72.73%	3	27.27%	0	0.00%	0	0.00%	11
Standard 4.1	Content Endorsements	1	25.00%	3	75.00%	0	0.00%	0	0.00%	4
	Early Childhood	1	100.00%	0	0.00%	0	0.00%	0	0.00%	1
	Elementary	1	25.00%	3	75.00%	0	0.00%	0	0.00%	4
	Middle Grades	0	0.00%	0	0.00%	0	0.00%	0	0.00%	0
	Special Education	1	50.00%	0	0.00%	1	50.00%	0	0.00%	2
	Total	4	36.36%	6	54.55%	1	9.09%	0	0.00%	11
Standard 4.2	Content Endorsements	2	50.00%	2	50.00%	0	0.00%	0	0.00%	4
	Early Childhood	1	100.00%	0	0.00%	0	0.00%	0	0.00%	1
	Elementary	1	25.00%	1	25.00%	2	50.00%	0	0.00%	4
	Middle Grades	0	0.00%	0	0.00%	0	0.00%	0	0.00%	0
	Special Education	1	50.00%	0	0.00%	1	50.00%	0	0.00%	2
	Total	5	45.45%	3	27.27%	3	27.27%	0	0.00%	11
Standard 4.3	Content Endorsements	1	25.00%	3	75.00%	0	0.00%	0	0.00%	4
	Early Childhood	1	100.00%	0	0.00%	0	0.00%	0	0.00%	1
	Elementary	1	25.00%	2	50.00%	1	25.00%	0	0.00%	4
	Middle Grades	0	0.00%	0	0.00%	0	0.00%	0	0.00%	0
	Special Education	1	50.00%	1	50.00%	0	0.00%	0	0.00%	2
	Total	4	36.36%	6	54.55%	1	9.09%	0	0.00%	11
Standard 5.1	Content Endorsements	1	25.00%	3	75.00%	0	0.00%	0	0.00%	4
	Early Childhood	1	100.00%	0	0.00%	0	0.00%	0	0.00%	1

PERU STATE COLLEGE										
	Endorsement Type	Advanced		Proficient		Developing		Below Standard		Grand Total
		N	%	N	%	N	%	N	%	N
	Elementary	1	25.00%	1	25.00%	2	50.00%	0	0.00%	4
	Middle Grades	0	0.00%	0	0.00%	0	0.00%	0	0.00%	0
	Special Education	0	0.00%	1	50.00%	1	50.00%	0	0.00%	2
	Total	3	27.27%	5	45.45%	3	27.27%	0	0.00%	11
Standard 5.2	Content Endorsements	1	25.00%	3	75.00%	0	0.00%	0	0.00%	4
	Early Childhood	1	100.00%	0	0.00%	0	0.00%	0	0.00%	1
	Elementary	1	25.00%	2	50.00%	1	25.00%	0	0.00%	4
	Middle Grades	0	0.00%	0	0.00%	0	0.00%	0	0.00%	0
	Special Education	0	0.00%	1	50.00%	1	50.00%	0	0.00%	2
Total	3	27.27%	6	54.55%	2	18.18%	0	0.00%	11	
Standard 6.1	Content Endorsements	1	25.00%	3	75.00%	0	0.00%	0	0.00%	4
	Early Childhood	0	0.00%	1	100.00%	0	0.00%	0	0.00%	1
	Elementary	2	50.00%	2	50.00%	0	0.00%	0	0.00%	4
	Middle Grades	0	0.00%	0	0.00%	0	0.00%	0	0.00%	0
	Special Education	1	50.00%	1	50.00%	0	0.00%	0	0.00%	2
Total	4	36.36%	7	63.64%	0	0.00%	0	0.00%	11	
Standard 6.2	Content Endorsements	1	25.00%	3	75.00%	0	0.00%	0	0.00%	4
	Early Childhood	1	100.00%	0	0.00%	0	0.00%	0	0.00%	1
	Elementary	2	50.00%	2	50.00%	0	0.00%	0	0.00%	4
	Middle Grades	0	0.00%	0	0.00%	0	0.00%	0	0.00%	0
	Special Education	1	50.00%	1	50.00%	0	0.00%	0	0.00%	2
Total	5	45.45%	6	54.55%	0	0.00%	0	0.00%	11	
Standard 6.3	Content Endorsements	1	25.00%	2	50.00%	1	25.00%	0	0.00%	4
	Early Childhood	0	0.00%	1	100.00%	0	0.00%	0	0.00%	1
	Elementary	1	25.00%	3	75.00%	0	0.00%	0	0.00%	4
	Middle Grades	0	0.00%	0	0.00%	0	0.00%	0	0.00%	0
	Special Education	1	50.00%	1	50.00%	0	0.00%	0	0.00%	2
Total	3	27.27%	7	63.64%	1	9.09%	0	0.00%	11	
Standard 6.4	Content Endorsements	1	25.00%	3	75.00%	0	0.00%	0	0.00%	4
	Early Childhood	1	100.00%	0	0.00%	0	0.00%	0	0.00%	1
	Elementary	1	25.00%	2	50.00%	1	25.00%	0	0.00%	4
	Middle Grades	0	0.00%	0	0.00%	0	0.00%	0	0.00%	0

PERU STATE COLLEGE										
	Endorsement Type	Advanced		Proficient		Developing		Below Standard		Grand Total
		N	%	N	%	N	%	N	%	N
	Special Education	1	50.00%	1	50.00%	0	0.00%	0	0.00%	2
	Total	4	36.36%	6	54.55%	1	9.09%	0	0.00%	11
Standard 7.1	Content Endorsements	2	50.00%	2	50.00%	0	0.00%	0	0.00%	4
	Early Childhood	1	100.00%	0	0.00%	0	0.00%	0	0.00%	1
	Elementary	2	50.00%	1	25.00%	1	25.00%	0	0.00%	4
	Middle Grades	0	0.00%	0	0.00%	0	0.00%	0	0.00%	0
	Special Education	0	0.00%	2	100.00%	0	0.00%	0	0.00%	2
	Total	5	45.45%	5	45.45%	1	9.09%	0	0.00%	11
Standard 7.2	Content Endorsements	1	25.00%	3	75.00%	0	0.00%	0	0.00%	4
	Early Childhood	1	100.00%	0	0.00%	0	0.00%	0	0.00%	1
	Elementary	2	50.00%	2	50.00%	0	0.00%	0	0.00%	4
	Middle Grades	0	0.00%	0	0.00%	0	0.00%	0	0.00%	0
	Special Education	0	0.00%	2	100.00%	0	0.00%	0	0.00%	2
	Total	4	36.36%	7	63.64%	0	0.00%	0	0.00%	11
Standard 8.1	Content Endorsements	0	0.00%	4	100.00%	0	0.00%	0	0.00%	4
	Early Childhood	1	100.00%	0	0.00%	0	0.00%	0	0.00%	1
	Elementary	2	50.00%	2	50.00%	0	0.00%	0	0.00%	4
	Middle Grades	0	0.00%	0	0.00%	0	0.00%	0	0.00%	0
	Special Education	0	0.00%	1	50.00%	0	0.00%	1	50.00%	2
	Total	3	27.27%	7	63.64%	0	0.00%	1	9.09%	11
Standard 8.2	Content Endorsements	1	25.00%	2	50.00%	1	25.00%	0	0.00%	4
	Early Childhood	1	100.00%	0	0.00%	0	0.00%	0	0.00%	1
	Elementary	1	25.00%	1	25.00%	2	50.00%	0	0.00%	4
	Middle Grades	0	0.00%	0	0.00%	0	0.00%	0	0.00%	0
	Special Education	0	0.00%	1	50.00%	1	50.00%	0	0.00%	2
	Total	3	27.27%	4	36.36%	4	36.36%	0	0.00%	11
Standard 8.3	Content Endorsements	1	25.00%	3	75.00%	0	0.00%	0	0.00%	4
	Early Childhood	1	100.00%	0	0.00%	0	0.00%	0	0.00%	1
	Elementary	1	25.00%	2	50.00%	1	25.00%	0	0.00%	4
	Middle Grades	0	0.00%	0	0.00%	0	0.00%	0	0.00%	0
	Special Education	0	0.00%	2	100.00%	0	0.00%	0	0.00%	2
	Total	3	27.27%	7	63.64%	1	9.09%	0	0.00%	11

PERU STATE COLLEGE										
	Endorsement Type	Advanced		Proficient		Developing		Below Standard		Grand Total
		N	%	N	%	N	%	N	%	N
Standard 9.1	Content Endorsements	2	50.00%	2	50.00%	0	0.00%	0	0.00%	4
	Early Childhood	1	100.00%	0	0.00%	0	0.00%	0	0.00%	1
	Elementary	2	50.00%	2	50.00%	0	0.00%	0	0.00%	4
	Middle Grades	0	0.00%	0	0.00%	0	0.00%	0	0.00%	0
	Special Education	1	50.00%	1	50.00%	0	0.00%	0	0.00%	2
	Total	6	54.55%	5	45.45%	0	0.00%	0	0.00%	11
Standard 9.2	Content Endorsements	1	25.00%	3	75.00%	0	0.00%	0	0.00%	4
	Early Childhood	1	100.00%	0	0.00%	0	0.00%	0	0.00%	1
	Elementary	1	25.00%	3	75.00%	0	0.00%	0	0.00%	4
	Middle Grades	0	0.00%	0	0.00%	0	0.00%	0	0.00%	0
	Special Education	1	50.00%	0	0.00%	1	50.00%	0	0.00%	2
	Total	4	36.36%	6	54.55%	1	9.09%	0	0.00%	11
Standard 10.1	Content Endorsements	3	75.00%	1	25.00%	0	0.00%	0	0.00%	4
	Early Childhood	1	100.00%	0	0.00%	0	0.00%	0	0.00%	1
	Elementary	2	50.00%	1	25.00%	1	25.00%	0	0.00%	4
	Middle Grades	0	0.00%	0	0.00%	0	0.00%	0	0.00%	0
	Special Education	2	100.00%	0	0.00%	0	0.00%	0	0.00%	2
	Total	8	72.73%	2	18.18%	1	9.09%	0	0.00%	11
Standard 10.2	Content Endorsements	1	25.00%	2	50.00%	1	25.00%	0	0.00%	4
	Early Childhood	1	100.00%	0	0.00%	0	0.00%	0	0.00%	1
	Elementary	3	75.00%	1	25.00%	0	0.00%	0	0.00%	4
	Middle Grades	0	0.00%	0	0.00%	0	0.00%	0	0.00%	0
	Special Education	1	50.00%	1	50.00%	0	0.00%	0	0.00%	2
	Total	6	54.55%	4	36.36%	1	9.09%	0	0.00%	11

Figure 4. Average Responses (Principals)

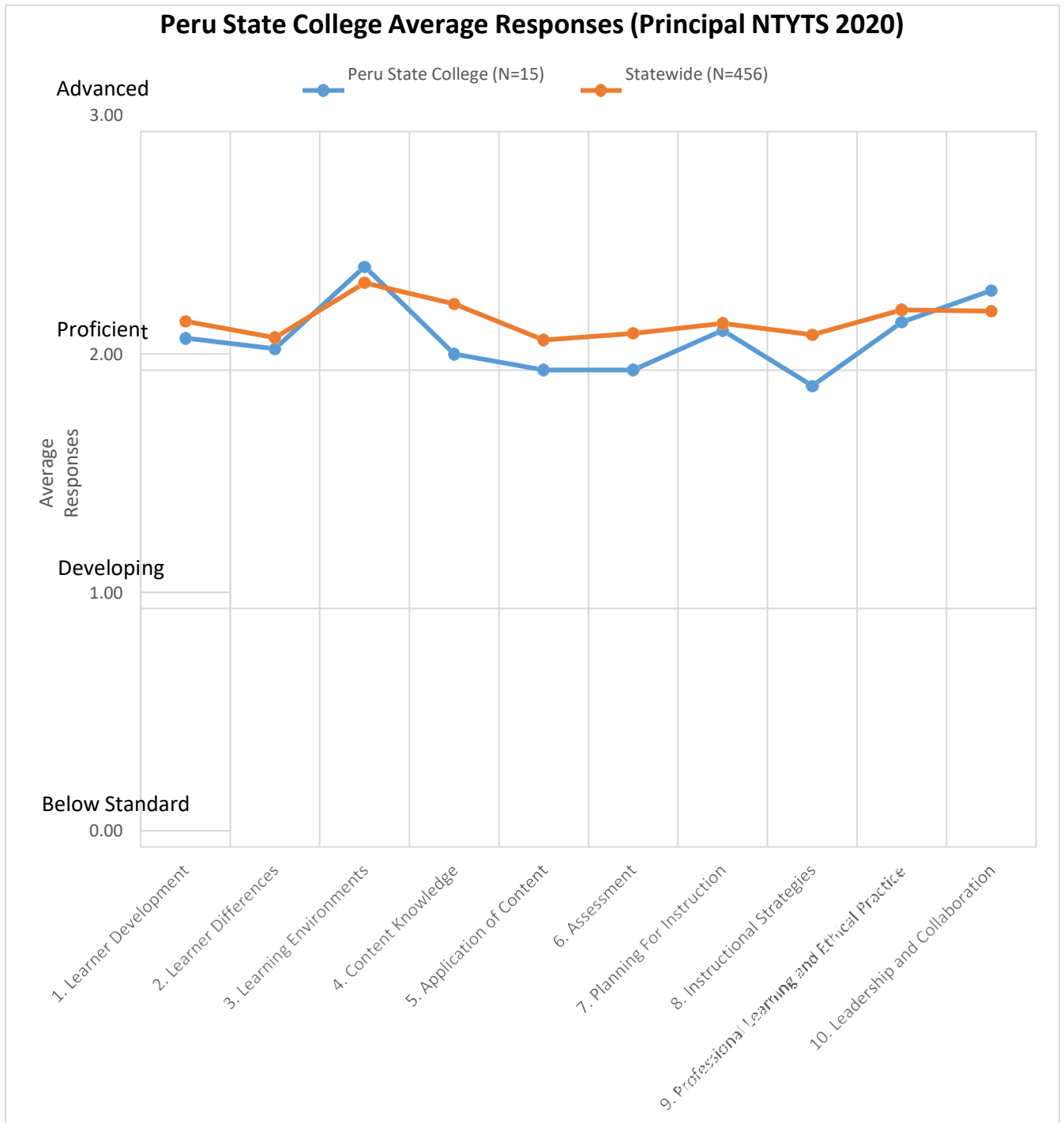


Figure 5. Average Responses (Teachers)

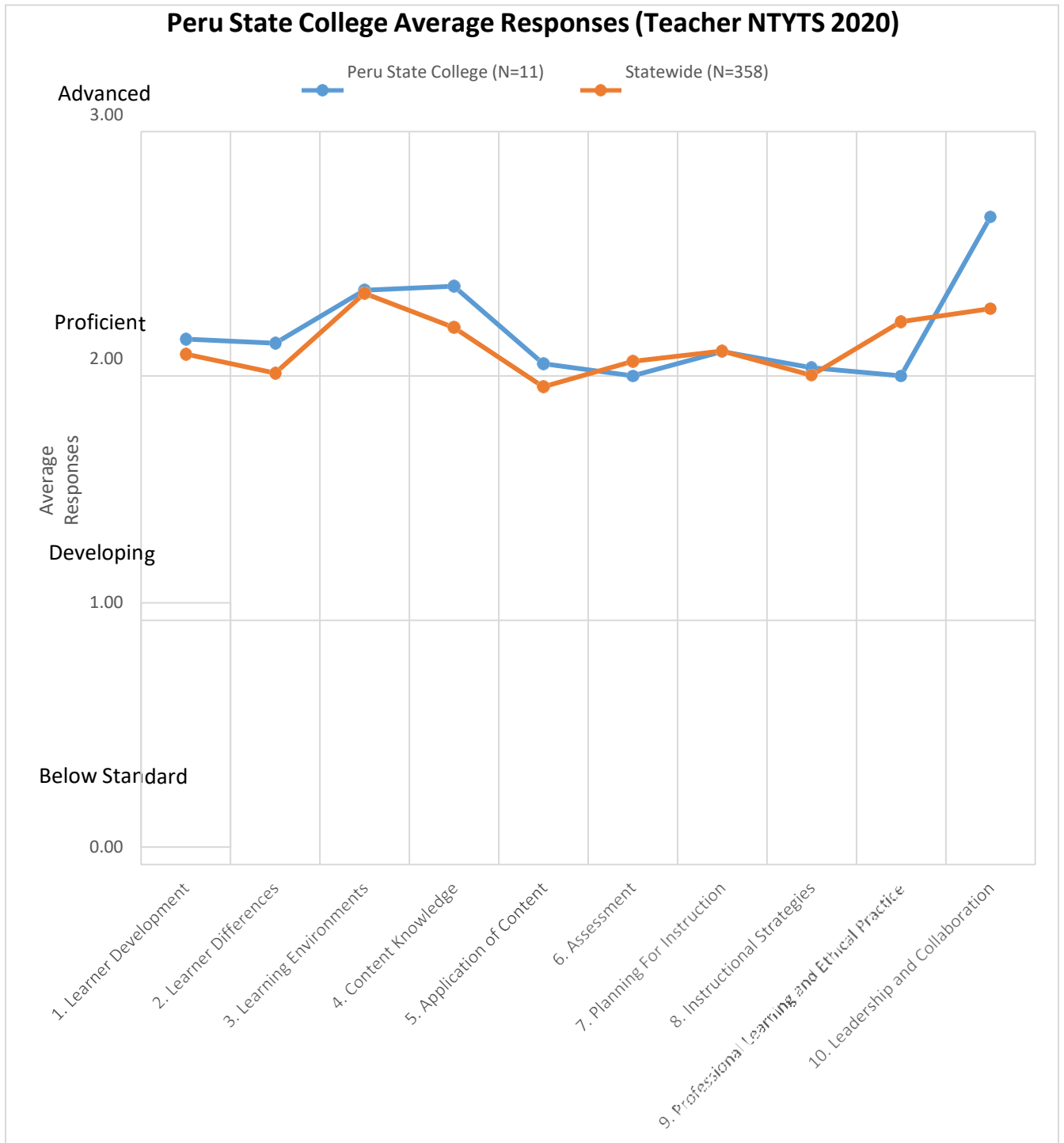


Figure 6. Average Responses by Endorsement Type (Principals)

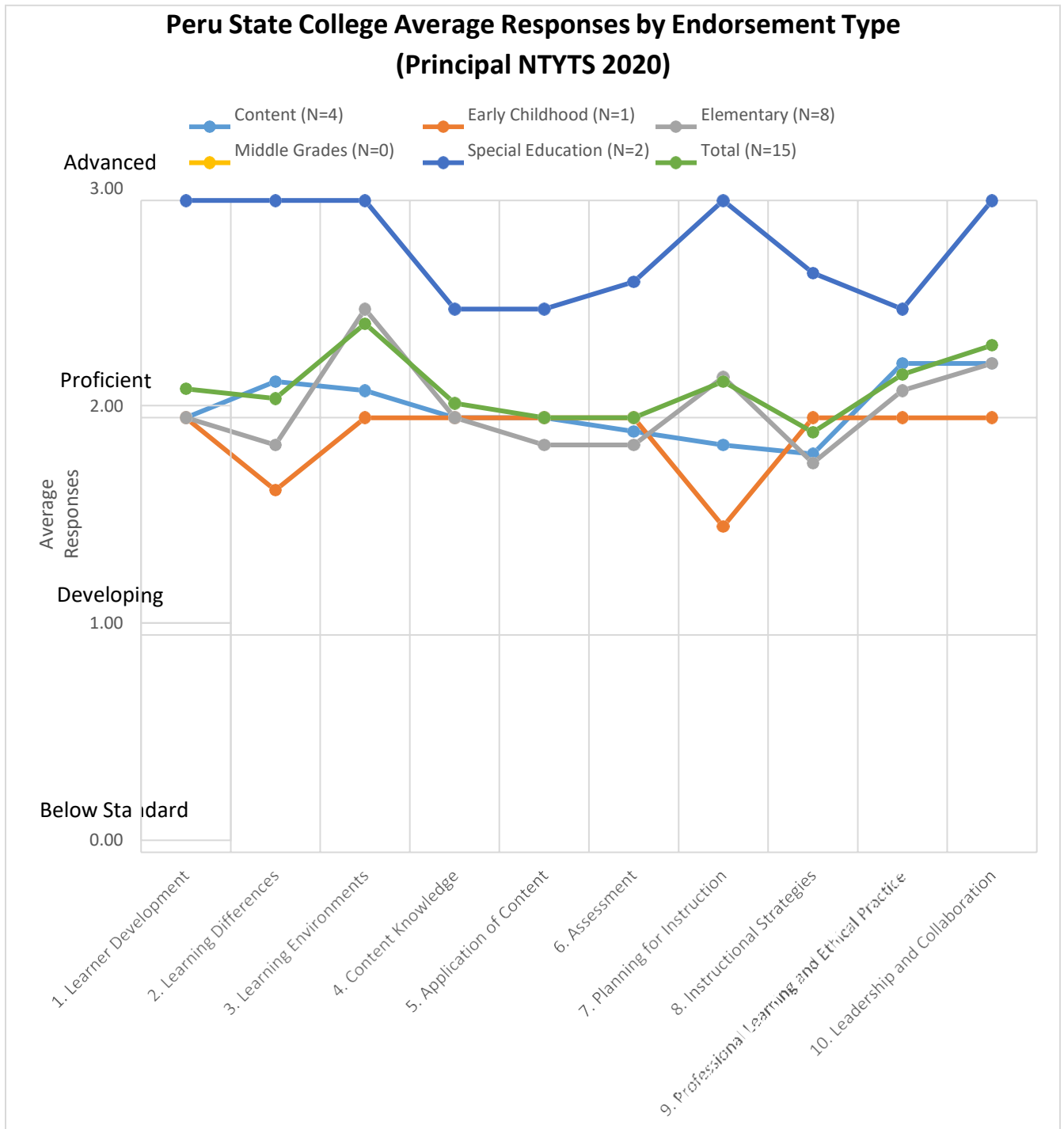


Figure 7. Average Responses by Endorsement Type (Teachers)

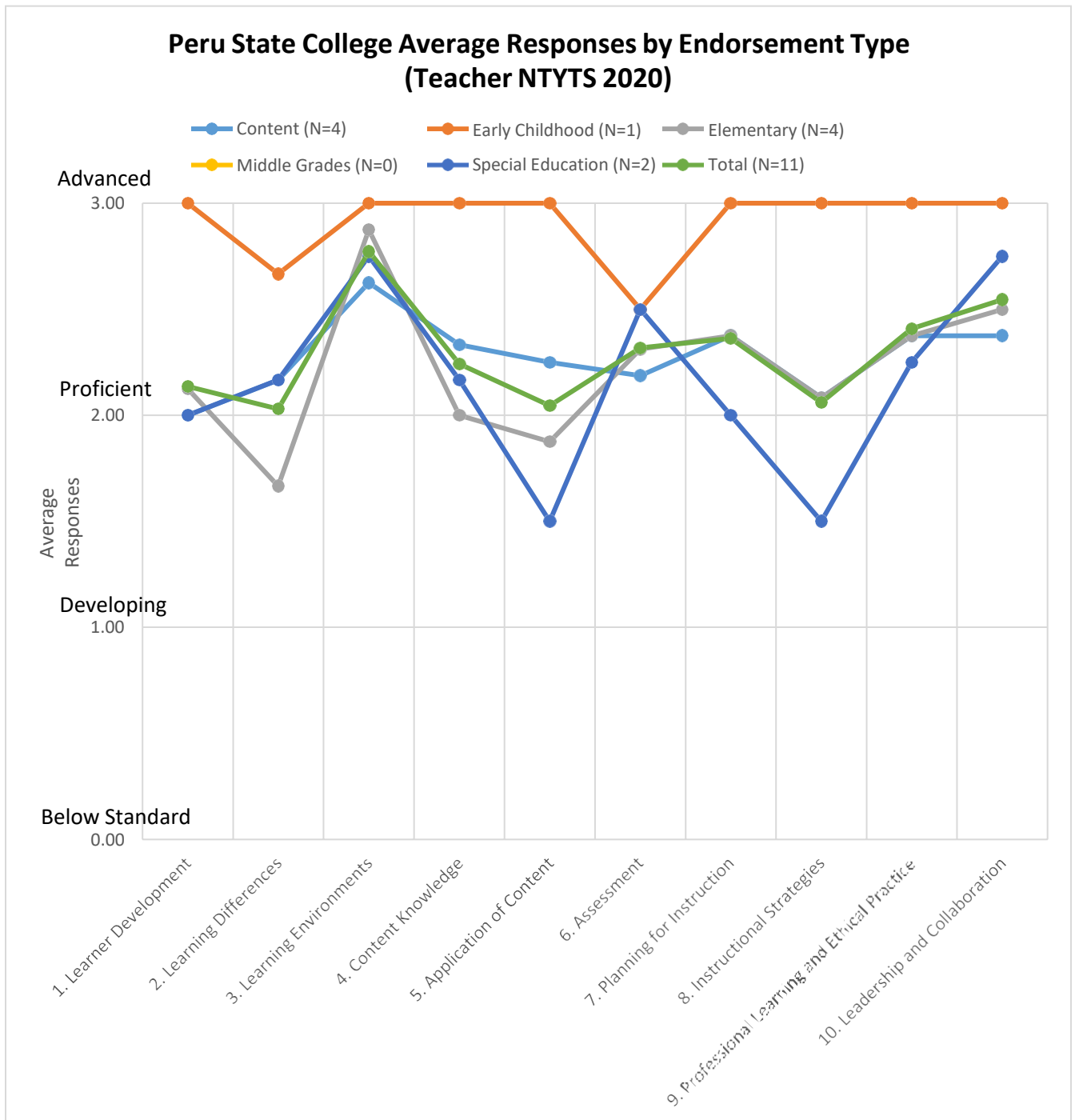


Figure 8. Impact on Student Learning (Principals)

	Highly Effective	Moderately Effective	Somewhat Effective	Ineffective
Based upon the performance of this 3rd year teacher, how would you rate their impact on student learning?	9	4	1	0

Figure 9. Impact on Student Learning (Teachers)

	Highly Effective	Moderately Effective	Somewhat Effective	Ineffective
Based upon your overall performance as a 3rd year teacher, how would you rate your impact on student learning?	6	5	0	0

Figure 10. Continuing Employment Responses (Principals)

	YES	NO
Would you consider this teacher effectively prepared for continuing employment in your district?	13	1

Figure 11. Preparedness Responses (Teachers)

	YES	NO
Overall, do you believe you were prepared to be an effective 3rd year teacher?	10	1